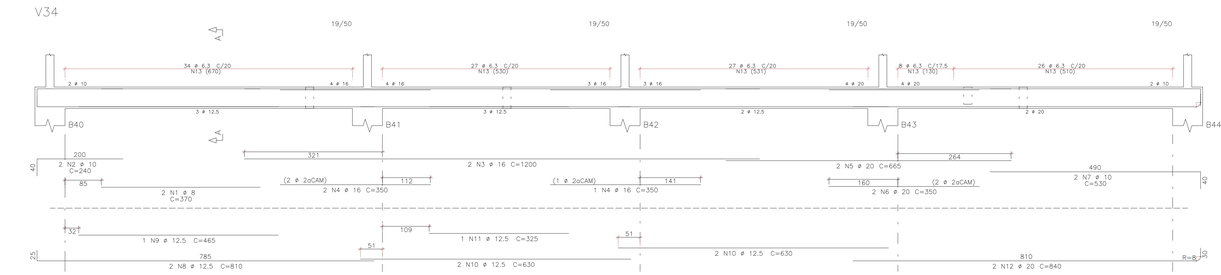

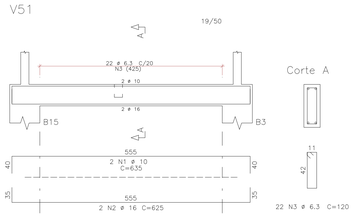

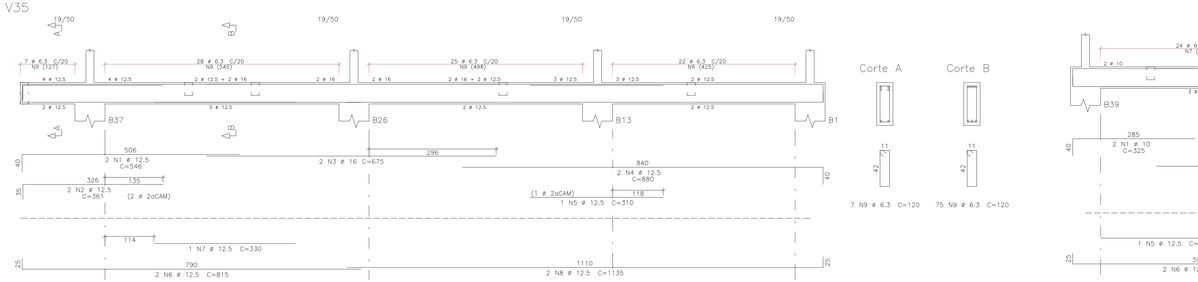

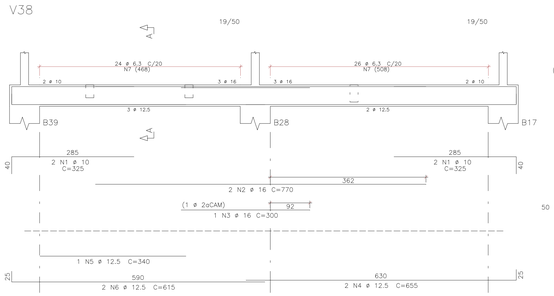

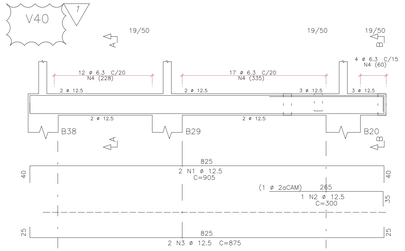

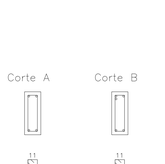

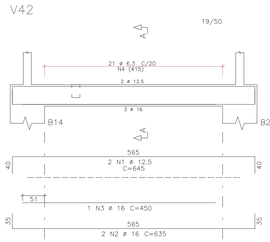

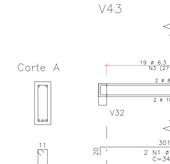

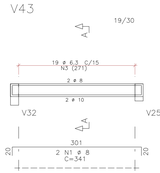

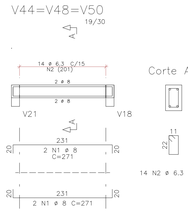

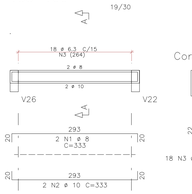

TABELA DE FERROS					
ELEM.	POS.	BIT. (mm)	QUANT.	COMPRIMENTO UNIT (cm)	COMPRIMENTO TOTAL (cm)
V34					
	1	8	2	370	740
	2	10	2	240	480
	3	16	2	1200	2400
	4	16	3	350	1050
	5	20	2	665	1330
	6	20	2	350	700
	7	10	2	530	1060
	8	12.5	2	810	1620
	9	12.5	1	465	465
	10	12.5	4	630	2520
	11	12.5	1	325	325
	12	20	2	840	1680
	13	6.3	122	120	14640
V35					
	1	12.5	2	546	1092
	2	12.5	2	361	722
	3	16	2	675	1350
	4	12.5	2	880	1760
	5	12.5	1	310	310
	6	12.5	2	815	1630
	7	12.5	1	330	330
	8	12.5	2	1135	2270
	9	6.3	82	120	9840
V38					
	1	10	4	325	1300
	2	16	2	770	1540
	3	16	1	300	300
	4	12.5	2	655	1310
	5	12.5	1	340	340
	6	12.5	2	615	1230
	7	6.3	50	120	6000
V40					
	1	12.5	2	905	1810
	2	12.5	1	300	300
	3	12.5	2	875	1750
	4	6.3	33	120	3960
V42					
	1	12.5	2	645	1290
	2	16	2	635	1270
	3	16	1	450	450
	4	6.3	21	120	2520
V43					
	1	8	2	341	682
	2	10	2	341	682
	3	6.3	19	80	1520
V44=V48=V50	(X3)				
	1	8	12	271	3252
	2	6.3	42	80	3360
V46					
	1	10	2	358	716
	2	16	2	875	1750
	3	16	1	350	350
	4	16	2	630	1260
	5	16	1	450	450
	6	12.5	2	562	1124
	7	6.3	41	120	4920
V51					
	1	10	2	635	1270
	2	16	2	625	1250
	3	6.3	22	120	2640
V52					
	1	8	2	300	600
	2	16	2	700	1400
	3	16	1	350	350
	4	10	2	300	600
	5	12.5	2	1126	2252
	6	12.5	1	425	425
	7	12.5	1	370	370
	8	6.3	47	120	5640
V53					
	1	12.5	2	350	700
	2	12.5	2	1040	2080
	3	12.5	2	300	600
	4	10	2	280	560
	5	12.5	2	1010	2020
	6	12.5	2	550	1100
	7	6.3	62	120	7440
V55=V60	(X2)				
	1	8	4	333	1332
	2	10	4	333	1332
	3	6.3	36	80	2880

RESUMO AÇO CA 50-60		
BITOLA (mm)	COMPR (m)	PESO (kg)
6.3	654	160
8	66	26
10	80	49
12.5	317	306
16	152	239
20	37	91
Peso Total	50 =	872 kg

Usar as espessuras indicadas e a cor preta.	
Cor desc.	Espessura (mm)
1	0.2
2	0.4
3	0.4
4	0.3
5	0.1
6	0.1
7	0.6
8	0.8
9	0.2
10	1.0
11	0.1
12	0.1
13	0.1
14	0.1
15	0.09
250	0.1 67%
251	0.1 54%
252	0.1 40%
253	0.1 29%
254	0.1 12%
Pintar em preto e branco.	

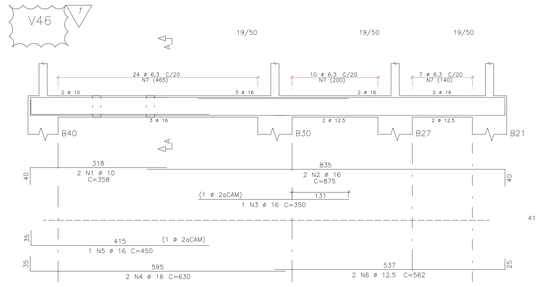

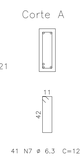

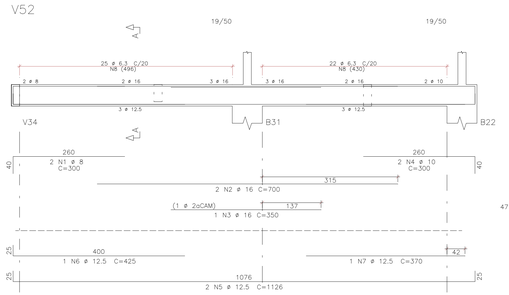

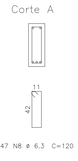

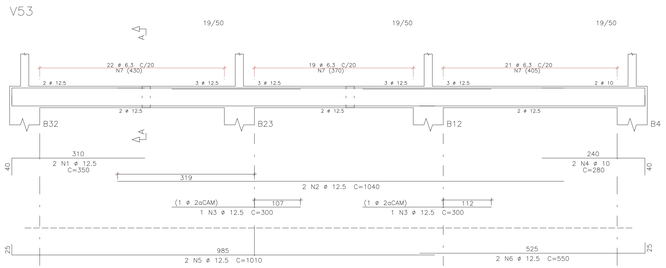

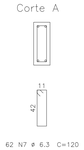

ARCHITECTUS
R. Canuto de Aguiar, n.1401
Fortaleza/CE – Tel:(85)3456-5000
architectusbr@gmail.com

MHA Engenharia Ltda
Alameda Araguaia, 2.104, 2º ordar
Barueri/SP – Tel:(011)2078 9000
http://www.mha.com.br

NOTAS

01 – MEDIDAS EM CENTIMETROS
02 – TABELA DE ARMADURA SEM A CONSIDERAÇÃO DE PERDAS
03 – COBRIMENTO VIGAS = 4,0cm.

DETALHES CONSTRUTIVOS:

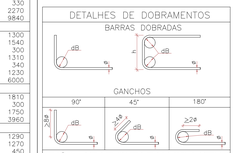

Revisão nº	Descrição	Data	Projetista	Aprovação
1	REVISADO ONDE INDICADO	17/01/2019	CLAUDIO	MARCELO
0	EMISSÃO INICIAL	20/12/2018	CLAUDIO	MARCELO

PROSUS
SECRETARIA DE SAÚDE DO ESTADO DA BAHIA-SESAB

Unidade/Órgão: CENTRO DE ATENÇÃO PSICOSSOCIAL / SESAB	Município: SALVADOR	Bairro: PAU DA LIMA
Nome do projeto: PROJETO EXECUTIVO DE ESTRUTURA		Escala: 1:50
Título: ARMAÇÃO DAS VIGAS DA FUNDAÇÃO - 3/4	Data: 20/12/2018	Folha: EST 008
Responsável técnico: MARIA ELISA V. GERMANO CRCA 051-06870	Coord. elab. de projetos: MARIA TEREZA DE CARVALHO BRAGA CAU A16862	
Arquivo: 029_PE_EST_008_CAPS III_PAU DA LIMA_TER_R01.dwg	Topógrafo: -	Desenho: